

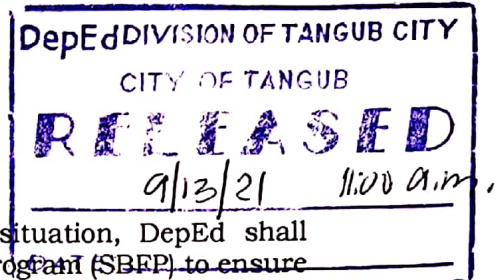


September 13 2021

DIVISION MEMORANDUM
No. 236, s. 2021

**LIST OF RECIPIENT SCHOOLS and BENEFICIARIES FOR THE
SY: 2021-2022 OF SCHOOL-BASED FEEDING PROGRAM**

To: **District In charge**
School Principals/ Head Teachers/ TICs
School Feeding Coordinators
Public Elementary
This Division



1. Despite the disruption caused by the COVID-19 situation, DepEd shall continue to implement the FY 2021 School Based Feeding Program (SBFP) to ensure the growth and development and also boost the immune system of learners during the pandemic, pursuant to DepEd Order No. 31, s.2021 (Operational Guidelines on the Implementation of the School Based Feeding Program).

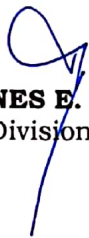

2. This Division thereby issues the attached final and validated list of schools and total number of beneficiaries for the implementation of the FY 2021 School Based Feeding Program- SBFP with a total of 60 feeding days for Nutritious Food Product (NFP) and 33 feeding days for SBFP-Milk.

3. The beneficiaries of SBFP - Nutritious Food Product (NFP) and SBFP- Milk packs are the same recipients for School Year 2021-2022.

4. Finally, the School Feeding Coordinator are directed to filled-up the SBFP Forms, to wit:

- a. SBFP Form 1
- b. SBFP Form 3
- c. SBFP Form 4
- d. SBFP Form 5
- c. SBFP Form 6

5. Immediate dissemination of this memorandum is desired.


AGUSTINES E. CEPE, CESO V
Schools Division Superintendent 

AEC/SHNS/wtm/09-13 2021

📍 Anecito St., Mantle, Tangub City
🌐 Website: www.depedtangub.net
☎ Telephone: (088) 545 - 0304
📠 Telefax: (088) 395 - 3372



LIST OF SCHOOLS WITH TOTAL NUMBER OF SCHOOL BASED FEEDING BENEFICIARIES

SY: 2021

REGION X
DIVISION TANGUB CITY

No.	Name of schools	Kinder	GRADE 1		GRADE 2			GRADE 3			GRADE 4			GRADE 5			GRADE 6			SPED	TOTAL			Secondary Beneficiaries	Total Ben.			
			TOTAL	SW	W	TOTAL	SW	W	TOTAL	SW	W	TOTAL	SW	W	TOTAL	SW	W	TOTAL	SW		W	TOTAL	TOTAL			K - GRADES 1-6 & SPED		
																										SW	W	TOTAL
1	Baluc ES	13	4	1	5	0	6	6	0	4	4	0	4	4	0	0	0	0	3	3	4	18	35	5	40			
2	Bongabong ES	24	7	3	10	5	0	5	7	3	10	7	0	7	5	0	5	7	1	8	38	7	69	3	72			
3	Brgy.Tres ES	12	4	7	11	0	4	4	0	1	1	0	0	0	0	0	0	0	0	4	12	28	5	33				
4	Katagan ES	12	0	10	10	0	1	1	0	1	1	0	1	1	0	0	0	0	0	0	13	25	5	30				
5	Kauswagan ES	14	0	8	8	5	3	8	4	1	5	4	2	6	5	1	6	3	0	3	21	15	50	5	55			
6	Kimat ES	10	2	3	5	2	1	3	1	3	4	0	0	0	0	2	2	1	5	6	6	14	30	5	35			
7	Lumban ES	9	0	8	8	0	0	0	0	0	0	0	0	0	1	2	3	0	0	1	10	20	5	25				
8	Polao IS	25	0	3	3	0	1	1	1	12	13	0	9	9	0	6	6	0	10	10	1	41	67	8	75			
9	San Apolinario ES	20	8	14	22	0	14	14	0	6	6	0	3	3	0	0	0	0	6	6	8	43	71	10	81			
10	Sta. Cruz ES	33	4	2	6	0	8	8	2	6	8	0	3	3	1	0	1	0	3	3	7	22	62	8	70			
11	Sto.Nino ES	6	1	8	9	8	2	10	0	3	3	0	5	5	0	2	2	0	5	5	9	25	40	6	46			
12	Tangub City CS	107	27	38	65	6	3	9	13	23	36	27	33	60	10	15	25	12	12	24	35	95	124	361	10	371		
13	Banglay ES	18	1	15	16	6	3	9	5	2	7	0	0	0	0	0	3	1	4	15	21	54	6	60				
14	Bitoon PS	6	0	0	0	0	0	0	0	4	4	0	0	0	1	1	2	0	1	1	1	6	13	4	17			
15	Capalaran ES	12	6	1	7	0	5	5	1	1	2	3	2	5	0	3	3	1	6	7	11	18	41	5	46			
16	Capalaran West Es	8	2	6	8	0	5	5	0	6	6	0	3	3	0	1	1	0	5	5	2	26	36	4	40			
17	Hoyohoy ES	14	0	11	11	0	5	5	0	4	4	0	2	2	0	3	3	0	2	2	0	27	41	5	46			
18	Isidro D. Tan	26	2	17	19	0	6	6	0	12	12	6	9	15	1	2	3	1	11	12	10	57	93	5	98			
19	Maloro IS	35	5	12	12	2	7	9	1	8	9	1	4	5	0	4	4	0	1	1	4	36	75	10	85			
20	Manga ES	19	5	3	8	2	1	3	0	1	1	2	8	10	2	2	4	3	2	5	14	17	50	6	56			
21	Minsubong ES	11	0	4	4	0	1	1	0	0	0	0	1	1	0	0	0	0	1	1	0	7	18	6	24			
22	Salimpuno ES	11	3	14	17	0	4	4	0	0	0	0	0	0	0	0	0	0	0	3	18	32	6	38				
23	Silanga ES	19	2	8	10	0	2	2	3	4	7	2	3	5	0	4	4	1	3	4	8	24	51	3	54			
24	Sta. Maria CS	30	11	7	18	0	4	4	2	1	3	3	3	6	3	2	5	0	3	3	19	20	69	4	73			
25	Tituron ES	15	0	4	4	0	7	7	0	6	6	0	4	4	0	1	1	0	2	2	0	24	39	10	49			
26	Villaba ES	28	1	6	7	0	0	0	0	10	10	0	9	9	0	13	13	0	5	5	1	43	72	4	76			
27	Aquino ES	20	0	9	9	2	0	2	0	7	7	0	8	8	0	3	3	1	2	3	3	29	52	6	58			
28	Garang ES	34	0	15	15	0	3	3	1	4	5	0	1	1	1	1	2	0	9	9	2	33	69	6	75			
29	Labuyo ES	29	3	7	10	0	1	1	0	4	4	2	12	14	0	1	1	0	3	3	5	28	62	6	68			
30	Lorenzo Tan Mem.CS	38	0	8	8	0	4	4	1	9	10	0	5	5	1	6	7	1	2	3	3	34	75	10	85			
31	Maquillao IS	54	47	7	54	10	12	22	25	11	36	2	5	7	8	10	18	6	4	10	98	49	201	10	211			
32	Pangabuan Beach ES	17	3	4	7	0	0	0	0	2	2	0	1	1	0	2	2	4	2	6	7	11	35	6	41			
33	Pangabuan IS	47	10	15	25	0	1	1	3	3	6	3	6	9	12	4	16	1	3	4	29	32	108	10	118			
34	Prenza ES	29	1	10	11	0	4	4	1	4	5	1	0	1	0	1	1	1	2	3	4	21	54	6	60			

No.	Name of schools	Kinder	GRADE 1			GRADE 2			GRADE 3			GRADE 4			GRADE 5			GRADE 6			SPED	TOTAL			Secondary Beneficiaries	Total Ben.	
			TOTAL	SW	W	TOTAL	SW	W	TOTAL	SW	W	TOTAL	SW	W	TOTAL	SW	W	TOTAL	SW	W		TOTAL	K - GRADES 1-6 & SPED				
																							SW	W			TOTAL
35	San Antonio ES	4	3	7	10	0	2	2	0	2	2	1	2	3	1	0	1	0	0	0	5	13	22	5	27		
36	Taguete ES	6	3	3	6	0	0	0	0	7	7	1	4	5	0	0	0	1	0	1	5	14	25	5	30		
37	Vidasto Carillo Mem.ES	26	5	6	11	2	1	3	0	2	2	0	2	2	0	6	6	0	4	4	7	21	54	5	59		
38	Balatacan Beach PS	15	14	1	15	0	0	0	0	0	0	1	0	1	1	0	1	1	0	1	17	1	33	5	38		
39	Balatacan ES	19		3	3	0	8	8	1	3	4	1	3	4	0	3	3	1	0	1	3	20	42	8	50		
40	Bintana IS	25	0	8	8	0	2	2	0	4	4	0	4	4	0	2	2	0	3	3	0	23	48	8	56		
41	Bocator ES	32	3	6	9	14	3	17	2	6	8	0	0	0	0	3	3	0	0	0	19	18	69	10	79		
42	Guinabot ES	14	2	8	10	4	3	7	3	10	13	2	4	6	2	4	6	0	2	2	13	31	58	8	66		
43	Guinalaban ES	15	0	3	3	0	0	0	7	0	7	12	1	13	5	0	5	9	0	9	33	4	52	8	60		
44	Kampit PS	7	3	6	9	0	3	3	1	6	7	0	2	2	0	2	2	2	4	6	21	34	4	38			
45	Matugnao ES	5	0	0	0	2	1	3	1	3	4	0	3	4	0	3	1	2	1	3	6	8	19	8	27		
46	Owayan ES	7	0	10	10	0	2	2	0	4	4	0	1	1	0	2	2	0	0	0	0	19	26	8	34		
47	Paiton ES	24	0	13	13	2	5	7	0	7	7	0	16	16	1	5	6	0	0	0	3	46	73	10	83		
48	Panalsalan ES	19	0	26	26	0	1	1	1	6	7	1	5	6	7	7	14	2	1	3	11	46	76	10	86		
49	San Vicente ES	11	6	5	11	0	2	2	2	5	7	0	6	6	0	3	3	1	1	2	9	22	42	6	48		
50	Sicot ES	15	2	13	15	2	5	7	0	2	2	0	1	1	0	0	0	0	0	4	21	40	6	46			
51	Silangit ES	20	2	11	13	1	7	8	0	3	3	5	4	9	0	0	0	1	7	9	32	61	8	69			
52	Simasay ES	11	1	5	6	0	3	3	1	4	5	0	7	7	0	4	4	0	4	2	27	40	8	48			
53	Sumirap CS	38	3	17	20	11	2	13	1	4	5	1	1	2	0	0	0	0	2	2	16	26	80	10	90		
54	Tugas ES	30	0	2	2	0	3	3	4	3	7	3	2	5	0	4	4	0	6	6	7	20	57	8	65		
55	Tumatyag PS	5	0	1	1	0	0	0	0	4	4	0	1	1	0	1	1	0	0	0	0	7	12	2	14		
	Grand Total	1153	201	442	643	86	171	257	95	251	346	91	215	306	69	138	207	66	148	214	35	608	1365	3161	363	3524	

Prepared by:


WINNIE T. MENDOZA
 Nurse-II/ Div. SBFP Coordinator

NOTED:


AGUSTINES E. CEPE, CESO V
 Schools Division Superintendent