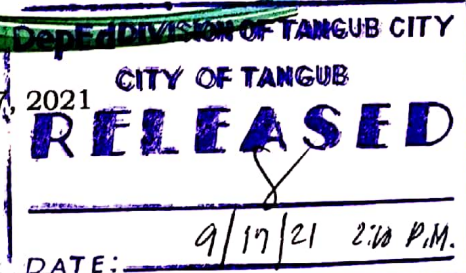




REPUBLIC OF THE PHILIPPINES
Department of Education
REGION X - NORTHERN MINDANAO
DIVISION OF TANGUB CITY

September 17, 2021





DIVISION MEMORANDUM
No. 249, s. 2021

**FINAL LIST OF BENEFICIARIES FOR THE
SY: 2021-2022 OF SCHOOL-BASED FEEDING PROGRAM**

To: **District In charge**
School Principals/ Head Teachers/ TICs
School Feeding Coordinators
Public Elementary
This Division

1. Despite the disruption caused by the COVID-19 situation, DepEd shall continue to implement the FY 2021 School Based Feeding Program (SBFP) to ensure the growth and development and also boost the immune system of learners during the pandemic, pursuant to DepEd Order No. 31, s.2021 (Operational Guidelines on the Implementation of the School Based Feeding Program).
2. This Division thereby issues the attached final and validated list number of beneficiaries per school for the implementation of the FY 2021 School Based Feeding Program- SBFP with a total of 60 feeding days for Nutritious Food Product (NFP) and 33 feeding days for SBFP-Milk.
3. The beneficiaries of SBFP - Nutritious Food Product (NFP) and SBFP- Milk packs are the same recipients for School Year 2021-2022.
4. Immediate dissemination of this memorandum is desired.


AGUSTINES E. CEPE, CESO V
Schools Division Superintendent 

AEC/SHNS/wtm/09-17-2021

📍 Anecito St., Mantic, Tangub City
🌐 Website: www.depedtangub.net
☎ Telephone: (088) 545 - 0304
📠 Telefax: (088) 395 - 3372



LIST OF SCHOOLS WITH TOTAL NUMBER OF SCHOOL BASED FEEDING BENEFICIARIES
SY: 2021

REGION X
DIVISION TANGUB CITY

DIVISION

TANGUB CITY

No.	Name of schools	Kinder	TOTAL																					Secondary Beneficiaries	Total Ben.		
			GRADE 1			GRADE 2			GRADE 3			GRADE 4			GRADE 5			GRADE 6			SPED	TOTAL					
			TOTAL	SW	W	TOTAL	SW	W	TOTAL	SW	W	TOTAL	SW	W	TOTAL	SW	W	TOTAL	SW	W		TOTAL	TOTAL	SW		W	TOTAL
1	Baluc ES	15	4	1	5	0	6	6	0	4	4	0	4	4	0	0	0	0	0	3	3		4	18	37	4	41
2	Bongabong ES	24	7	3	10	5	0	5	7	3	10	7	0	7	5	0	5	7	1	8		38	7	69	3	72	
3	Brgy. Tres ES	10	4	7	11	0	4	4	0	1	1	0	0	0	0	0	0	0	0	0		0	13	25	4	29	
4	Katagan ES	12	0	10	10	0	1	1	0	1	1	0	1	1	0	0	0	0	0	0		21	15	50	4	54	
5	Kauswagan ES	14	0	8	8	5	3	8	4	1	5	4	2	6	5	1	6	3	0	3		6	14	30	4	34	
6	Kimat ES	10	2	3	5	2	1	3	1	3	4	0	0	0	0	2	2	1	5	6		1	10	20	3	23	
7	Lumban ES	9	0	8	8	0	0	0	0	0	0	0	0	0	1	2	3	0	0	0		1	41	72	4	76	
8	Polao IS	30	0	3	3	0	1	1	1	12	13	0	9	9	0	6	6	0	10	10		8	43	73	6	79	
9	San Apolinario ES	22	8	14	22	0	14	14	0	6	6	0	3	3	0	0	0	0	6	6		7	22	64	4	68	
10	Sta. Cruz ES	35	4	2	6	0	8	8	2	6	8	0	3	3	1	0	1	0	3	3		9	25	40	4	44	
11	Sto. Nino ES	6	1	8	9	8	2	10	0	3	3	0	5	5	0	2	2	0	5	5		95	124	406	6	412	
12	Tangub City CS	152	27	38	65	6	3	9	13	23	36	27	33	60	10	15	25	12	12	24	35	15	21	53	4	57	
13	Banglay ES	17	1	15	16	6	3	9	5	2	7	0	0	0	0	0	0	3	1	4		1	6	13	3	16	
14	Bitoon PS	6	0	0	0	0	0	0	0	4	4	0	0	0	1	1	2	0	1	1		11	18	42	4	46	
15	Capalaran ES	13	6	1	7	0	5	5	1	1	2	3	2	5	0	3	3	1	6	7		2	26	37	4	41	
16	Capalaran West Es	9	2	6	8	0	5	5	0	6	6	0	3	3	0	1	1	0	5	5		0	27	41	4	45	
17	Hoyohoy ES	14	0	11	11	0	5	5	0	4	4	0	2	2	0	3	3	0	2	2		10	57	100	4	104	
18	Isidro D. Tan	33	2	17	19	0	6	6	0	12	12	6	9	15	1	2	3	1	11	12		4	36	82	4	86	
19	Maloro IS	42	12	12	2	7	9	1	8	9	1	4	5	0	4	4	0	1	1	14		17	55	4	59		
20	Manga ES	24	5	3	8	2	1	3	0	1	1	2	8	10	2	2	4	3	2	5		0	7	24	3	27	
21	Minsubong ES	17	0	4	4	0	1	1	0	0	0	0	1	1	0	0	0	0	1	1		3	18	32	4	36	
22	Salimpuno ES	11	3	14	17	0	4	4	0	0	0	0	0	0	0	0	0	0	0	0		8	24	51	4	55	
23	Silanga ES	19	2	8	10	0	2	2	3	4	7	2	3	5	0	4	4	1	3	4		19	20	71	4	75	
24	Sta. Maria CS	32	11	7	18	0	4	4	2	1	3	3	3	6	3	2	5	0	3	3		0	24	38	4	42	
25	Tituron ES	14	0	4	4	0	7	7	0	6	6	0	4	4	0	1	1	0	2	2		1	43	72	4	76	
26	Villaba ES	28	1	6	7	0	0	0	0	10	10	0	9	9	0	13	13	0	5	5		3	29	56	4	60	
27	Aquino ES	24	0	9	9	2	0	2	0	7	7	0	8	8	0	3	3	1	2	3		2	33	65	4	69	
28	Garang ES	30	0	15	15	0	3	3	1	4	5	0	1	1	1	1	2	0	9	9		5	28	62	4	66	
29	Labuyo ES	29	3	7	10	0	1	1	0	4	4	2	12	14	0	1	1	0	3	3		3	34	81	8	89	
30	Lorenzo Tan Mem. CS	44	0	8	8	0	4	4	1	9	10	0	5	5	1	6	7	1	2	3		98	49	212	8	220	
31	Maquilao IS	65	47	7	54	10	12	22	25	11	36	2	5	7	8	10	18	6	4	10		7	11	35	4	39	
32	Pangabuan Beach ES	17	3	4	7	0	0	0	0	2	2	0	1	1	0	2	2	4	2	6		29	32	108	4	112	
33	Pangabuan IS	47	10	15	25	0	1	1	3	3	6	3	6	9	12	4	16	1	3	4		4	21	53	4	57	
34	Prenza ES	28	1	10	11	0	4	4	1	4	5	1	0	1	0	1	1	1	2	3		4	21	53	4	57	

No.	Name of schools	TOTAL																					SPED	TOTAL			Secondary Beneficiaries	Total Ben.	
		KINDER				GRADE 1			GRADE 2			GRADE 3			GRADE 4			GRADE 5			GRADE 6			K - GRADES 1-6 & SPED					
		TOTAL	SW	W	TOTAL	SW	W	TOTAL	SW	W	TOTAL	SW	W	TOTAL	SW	W	TOTAL	SW	W	TOTAL	TOTAL	SW		W	TOTAL				
		4	3	7	10	0	2	2	0	2	2	1	2	3	1	0	1	0	0	0		5	13	22	4	26			
35	San Antonio ES		12	3	3	6	0	0	0	0	7	7	1	4	5	0	0	0	1	0	1		5	14	31	4	35		
36	Taguete ES		29	5	6	11	2	1	3	0	2	2	0	2	2	0	6	6	0	4	4		7	21	57	4	61		
37	Vidasto Carillo Mem.ES		20	14	2	16	0	0	0	0	0	0	1	0	1	1	0	1	1	0	1		17	2	39	3	42		
38	Balatacan Beach PS		20		3	3	0	8	8	1	3	4	1	3	4	0	3	3	1	0	1		3	20	43	4	47		
39	Balatacan ES		28	0	8	8	0	2	2	0	4	4	0	4	4	0	2	2	0	3	3		0	23	51	4	55		
40	Bintana IS		32	3	6	9	14	3	17	2	6	8	0	0	0	0	3	3	0	0	0		19	18	69	4	73		
41	Bocator ES		13	2	8	10	4	3	7	3	10	13	2	4	6	2	4	6	0	2	2		13	31	57	4	61		
42	Guinabot ES		16	0	3	3	0	0	0	7	0	7	12	1	13	5	0	5	9	0	9		33	4	53	4	57		
43	Guinalaban ES		7	3	6	9	0	3	3	1	6	7	0	2	2	0	2	2	2	4	4		6	21	34	4	38		
44	Kampit PS		7	0	0	0	2	1	3	1	3	4	0	3	3	1	0	1	2	1	3		6	8	21	4	25		
45	Matugnao ES		7	0	10	10	0	2	2	0	4	4	0	1	1	0	2	2	0	0	0		0	19	26	4	30		
46	Owayan ES		30	0	13	13	2	5	7	0	7	7	0	16	16	1	5	6	0	0	0		3	46	79	4	83		
47	Paiton ES		32	0	26	26	0	1	1	1	6	7	1	5	6	7	7	14	2	1	3		11	46	89	4	93		
48	Panalsalan ES		13	6	5	11	0	2	2	2	5	7	0	6	6	0	3	3	1	1	2		9	22	44	4	48		
49	San Vicente ES		15	2	13	15	2	5	7	0	2	2	0	1	1	0	0	0	0	0	0		4	21	40	4	44		
50	Sicot ES		19	2	11	13	1	7	8	0	3	3	5	4	9	0	0	0	1	7	8		9	32	60	4	64		
51	Silangit ES		12	1	5	6	0	3	3	1	4	5	0	7	7	0	4	4	0	4	4		2	27	41	4	45		
52	Simasay ES		38	3	17	20	11	2	13	1	4	5	1	1	2	0	0	0	0	2	2		16	26	80	4	84		
53	Sumirap CS		31	0	2	2	0	3	3	4	3	7	3	2	5	0	4	4	0	6	6		7	20	58	4	62		
54	Tugas ES		6	0	1	1	0	0	0	0	4	4	0	0	0	0	0	0	0	0	0		0	5	11	2	13		
55	Tumatyag PS																												
	Grand Total		1293	201	443	644	86	171	257	95	251	346	91	214	305	69	137	206	66	148	214	35	608	1364	3300	224	3524		

Prepared by:


WINNIE T. MENDOZA
Nurse-II/ Div.SBFP Coordinator

NOTED:


AGUSTINES E. CEPE, CESO V
Schools Division Superintendent